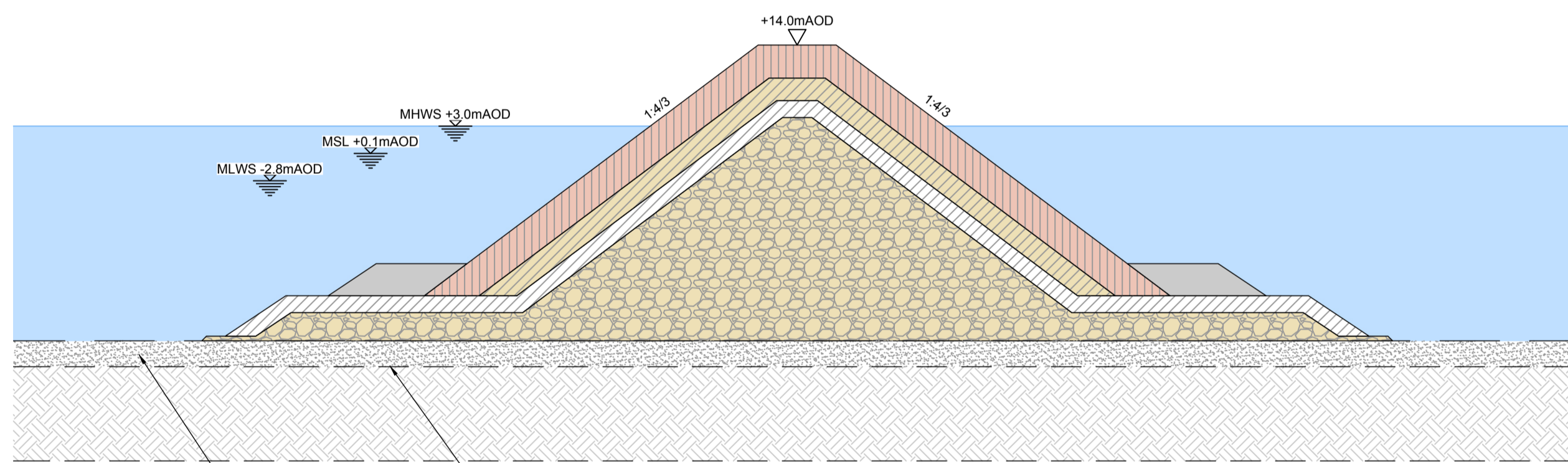
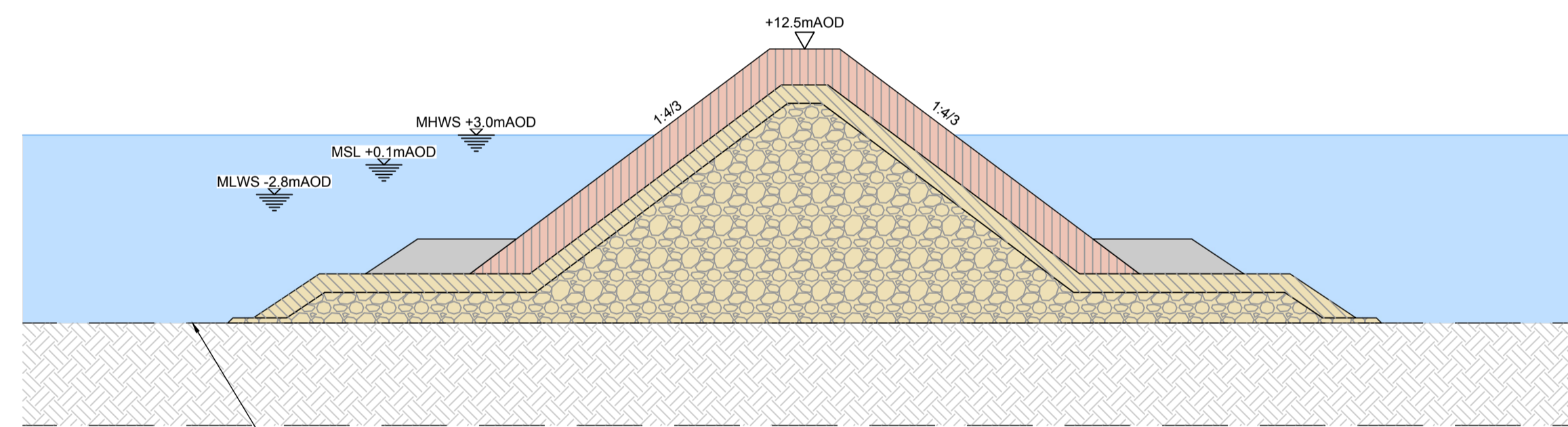


SECTION D-D (00004)
SCALE 1:1000



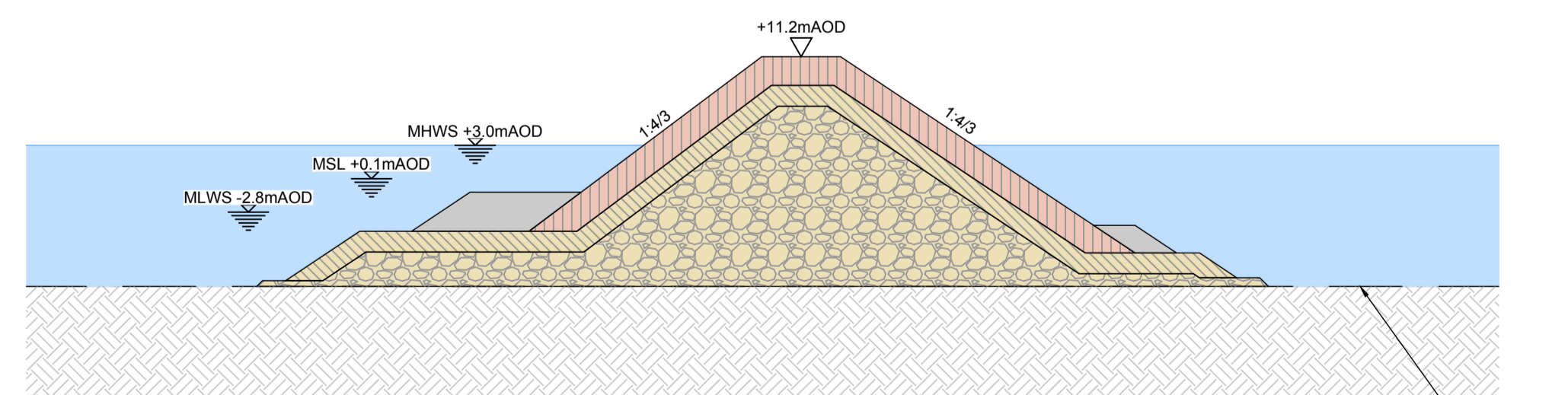
SECTION A-A (00004)

SCALE 1:500



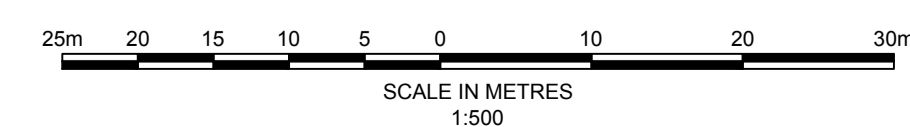
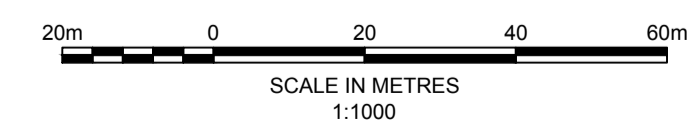
SECTION B-B (00004)

SCALE 1:500



SECTION C-C (00004)

SCALE 1:500



GENERAL LEGEND

	SEAWATER		REVTMENT SLOPE
	RECLAIMED GROUND		CONCRETE / STEEL
	BREAKWATER / ROCK		SEABED / GROUND
	GRAVEL		MEAN HIGH WATER SPRINGS
			CONSTRUCTION ENVELOPE

NOTES

- REFER TO DRAWING WN0907-HZCON-LAP-DRG-00001 FOR GENERAL NOTES AND DRAWING STANDARDS.
- ALL DIMENSIONS ARE IN MILLIMETRES UNLESS NOTED OTHERWISE.
- ALL LEVELS ARE IN METRES RELATIVE TO ORDNANCE DATUM UNLESS NOTED OTHERWISE.

KEY:

	PRIMARY CONCRETE ARMOUR UNITS AND/OR ROCK ARMOUR
	UNDERLAYER 1
	UNDERLAYER 2
	ROCK TOE
	ROCK CORE
	SUPERFICIAL MATERIAL

2.0	MARCH 2016	MARINE LICENCE SUBMISSION	HNPWL	HNPWL	HNPWL
Rev	Rev. Date	Purpose of revision	Drawn	Checked	Approved

HORIZON
NUCLEAR POWER

Sunrise House, 1420 Charlton Court, Gloucester Business Park, Gloucester, GL3 4AE, UK
Freephone: 0845 300 6816 Email: info@horizonnuclearpower.com

Project
**WYLFA NEWYDD
MARINE LICENCE**

Drawing Title
**WEST BREAKWATER
TYPICAL SECTIONS**

Security Status
NOT PROTECTIVELY MARKED

Scale AS SHOWN@A1 Sheet(s) 1 of 1

Drawing Number
WN0907-HZCON-LAP-DRG-00006 Rev
2.0

© Copyright Horizon Nuclear Power Wylfa Limited. Not to be reproduced (in full or part) without prior permission of Horizon Nuclear Power Wylfa Limited.