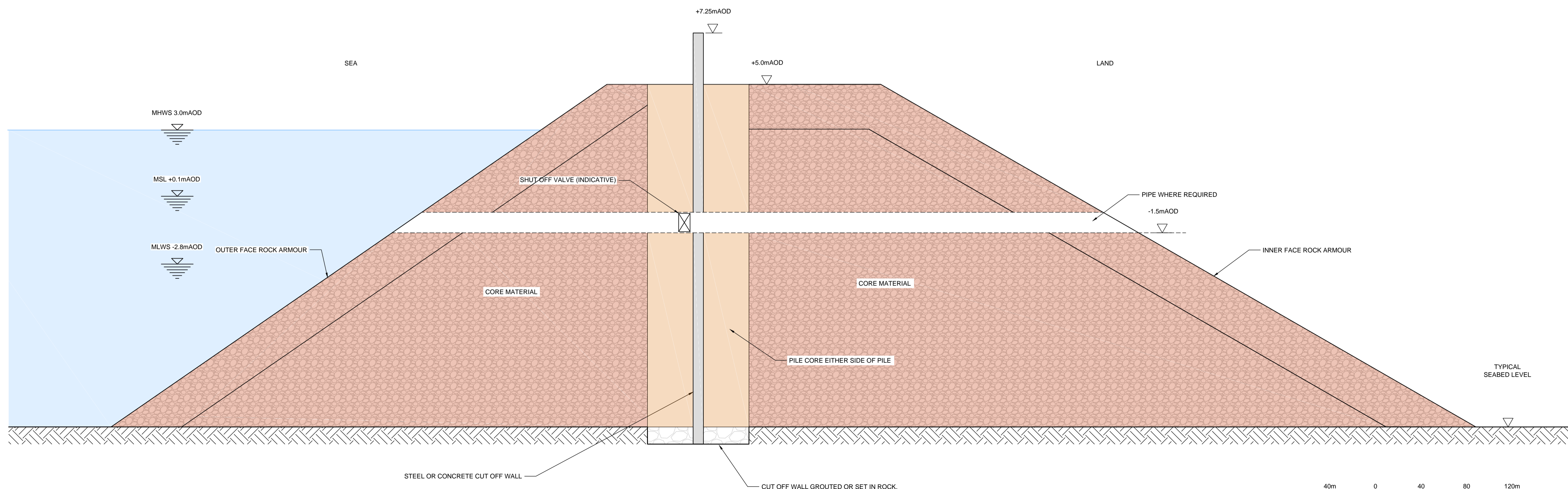
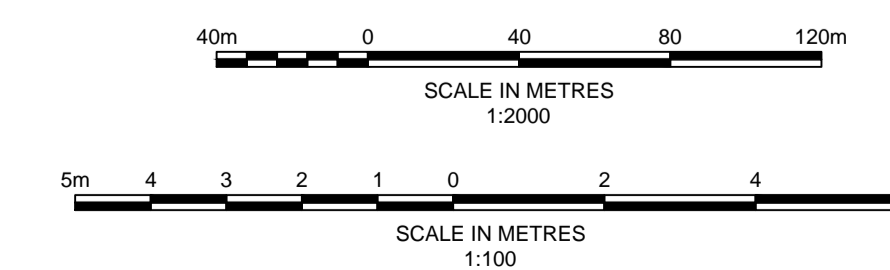


PLAN  
SCALE 1:2000



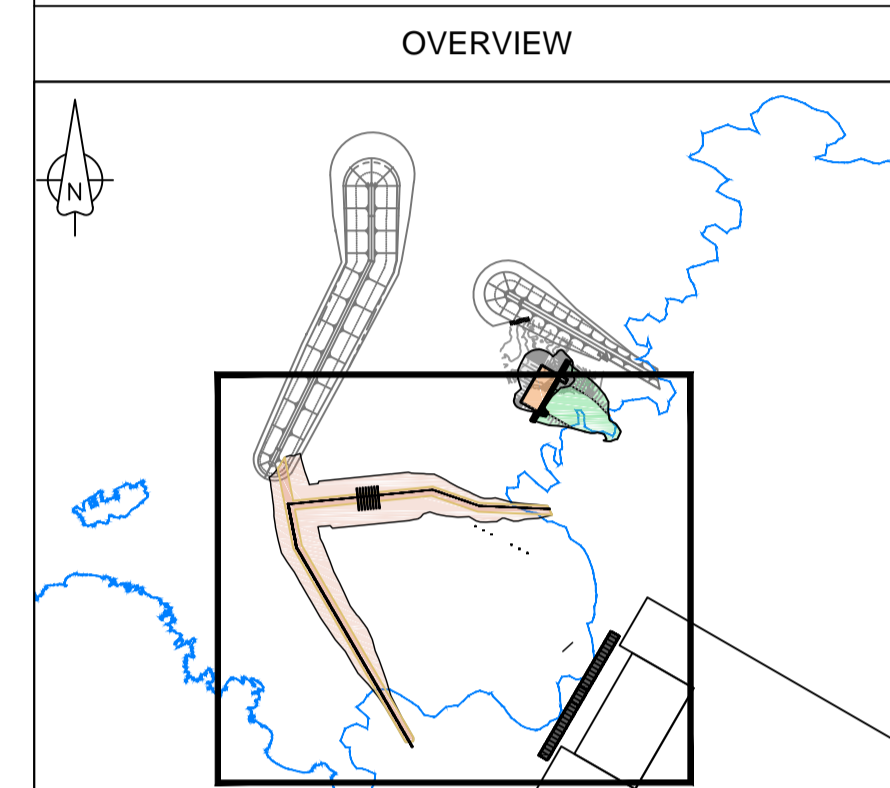
SECTION A-A  
SCALE 1:100



GENERAL LEGEND

SEAWATER	RECLAIMED GROUND	BREAKWATER / ROCK	GRAVEL	REVETMENT SLOPE	CONCRETE / STEEL	SEABED / GROUND	MEAN HIGH WATER SPRINGS	CONSTRUCTION ENVELOPE
----------	------------------	-------------------	--------	-----------------	------------------	-----------------	-------------------------	-----------------------

- NOTES
- REFER TO DRAWING WN0907-HZCON-LAP-DRG-0001 FOR GENERAL NOTES AND DRAWING STANDARDS.
  - ALL DIMENSIONS ARE IN MILLIMETRES UNLESS NOTED OTHERWISE.
  - ALL LEVELS ARE IN METRES RELATIVE TO ORDNANCE DATUM UNLESS NOTED OTHERWISE.



KEY PLAN  
(NOT TO SCALE)

2.0	MARCH 2018	MARINE LICENCE SUBMISSION	HNPWL	HNPWL	HNPWL
Rev	Rev. Date	Purpose of revision	Drawn	Checked	Approved

**HORIZON**  
NUCLEAR POWER

Sunrise House, 1420 Charlton Court, Gloucester Business Park, Gloucester, GL3 4AE, UK  
Freephone: 0845 300 6816 Email: info@horizonnuclearpower.com

Project  
**WYLFA NEWYDD  
MARINE LICENCE**

Drawing Title  
**TEMPORARY WORKS  
COOLING WATER INTAKE CHANNEL COFFERDAM  
GENERAL ARRANGEMENT  
AND TYPICAL SECTION**

Security Status  
**NOT PROTECTIVELY MARKED**

Scale AS SHOWN@A1 Sheet(s) 1 of 1

Drawing Number **WN0907-HZCON-LAP-DRG-00032** Rev **2.0**

© Copyright Horizon Nuclear Power Wylfa Limited. Not to be reproduced (in full or part) without prior permission of Horizon Nuclear Power Wylfa Limited.