






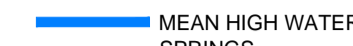

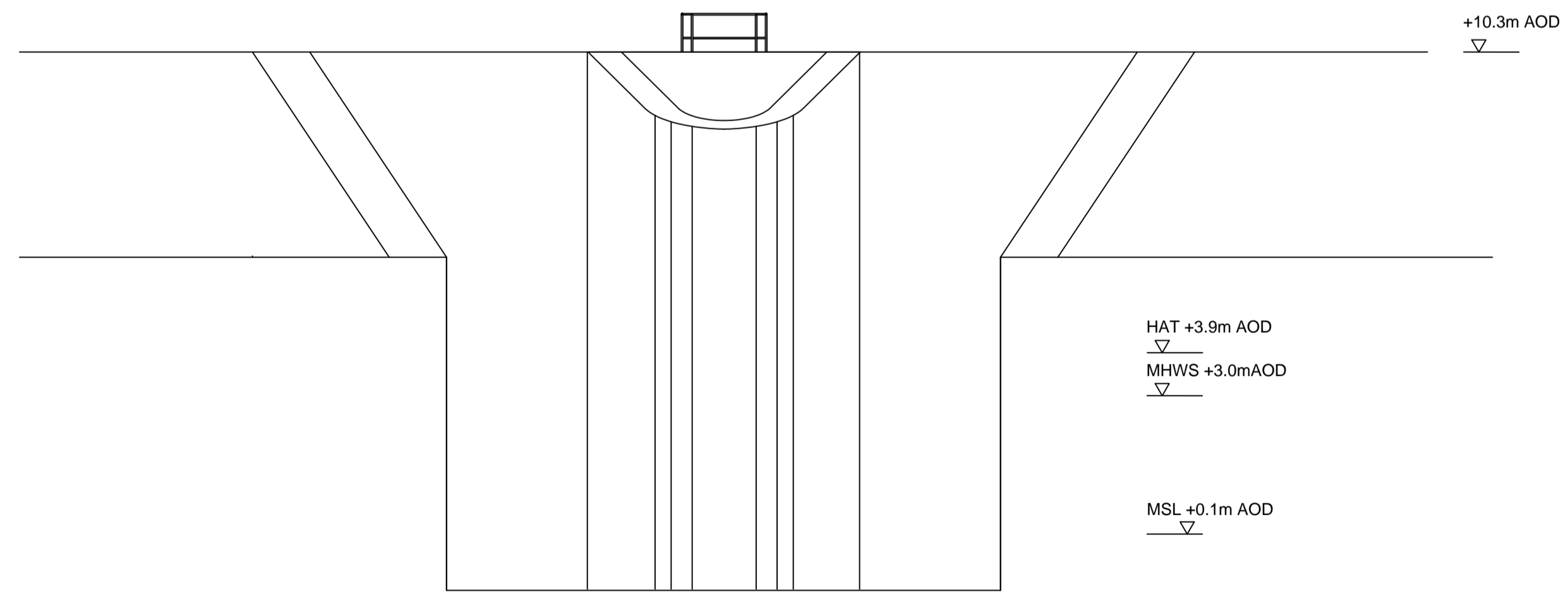
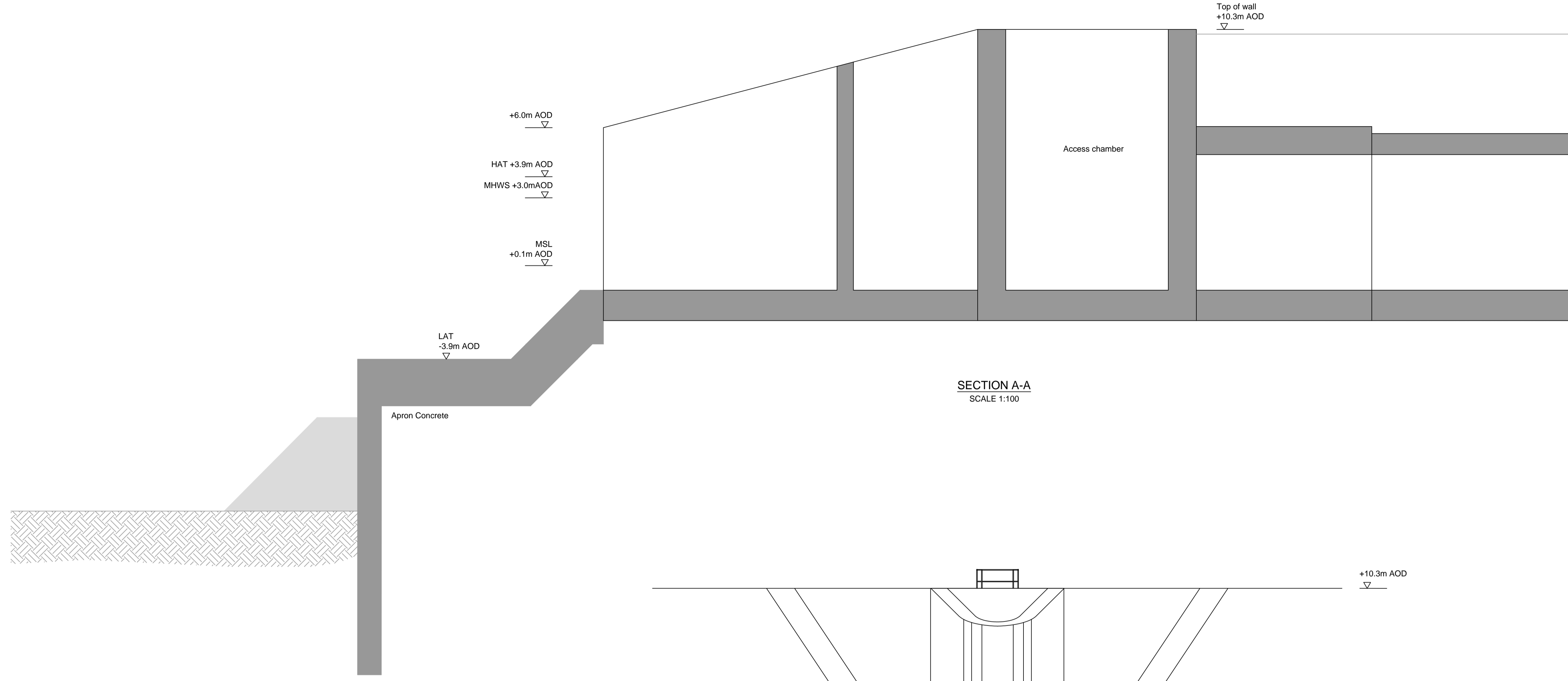


GENERAL LEGEND

 SEAWATER	 REVETMENT SLOPE
 RECLAIMED GROUND	 CONCRETE / STEEL
 BREAKWATER / ROCK	 SEABED / GROUND
 GRAVEL	 MEAN HIGH WATER SPRINGS
	 CONSTRUCTION ENVELOPE

- NOTES**
- All levels are in mAOD unless otherwise stated.
 - For section location refer to drawing WN0907-HZCON-LAP-DRG-0037.



Rev	Rev. Date	Purpose of revision	Drawn	Checked	Apprv'd
2.0	MARCH 2018	MARINE LICENCE SUBMISSION	HNPWL	HNPWL	HNPWL

HORIZON
NUCLEAR POWER

Sunrise House, 1420 Charlton Court, Gloucester Business Park, Gloucester, GL3 4AE, UK
Freephone: 0845 300 6816 Email: info@horizonnuclearpower.com

WYLFA NEWYDD
MARINE LICENCE

COOLING WATER
OUTFALL STRUCTURE
ELEVATION AND SECTION

Security Status: **NOT PROTECTIVELY MARKED**

Scale	1:100@A1	Sheet(s)	1 of 1
Drawing Number	WN0907-HZCON-LAP-DRG-00038		Rev
			2.0

© Copyright Horizon Nuclear Power Wylfa Limited. Not to be reproduced (in full or part) without prior permission of Horizon Nuclear Power Wylfa Limited.

