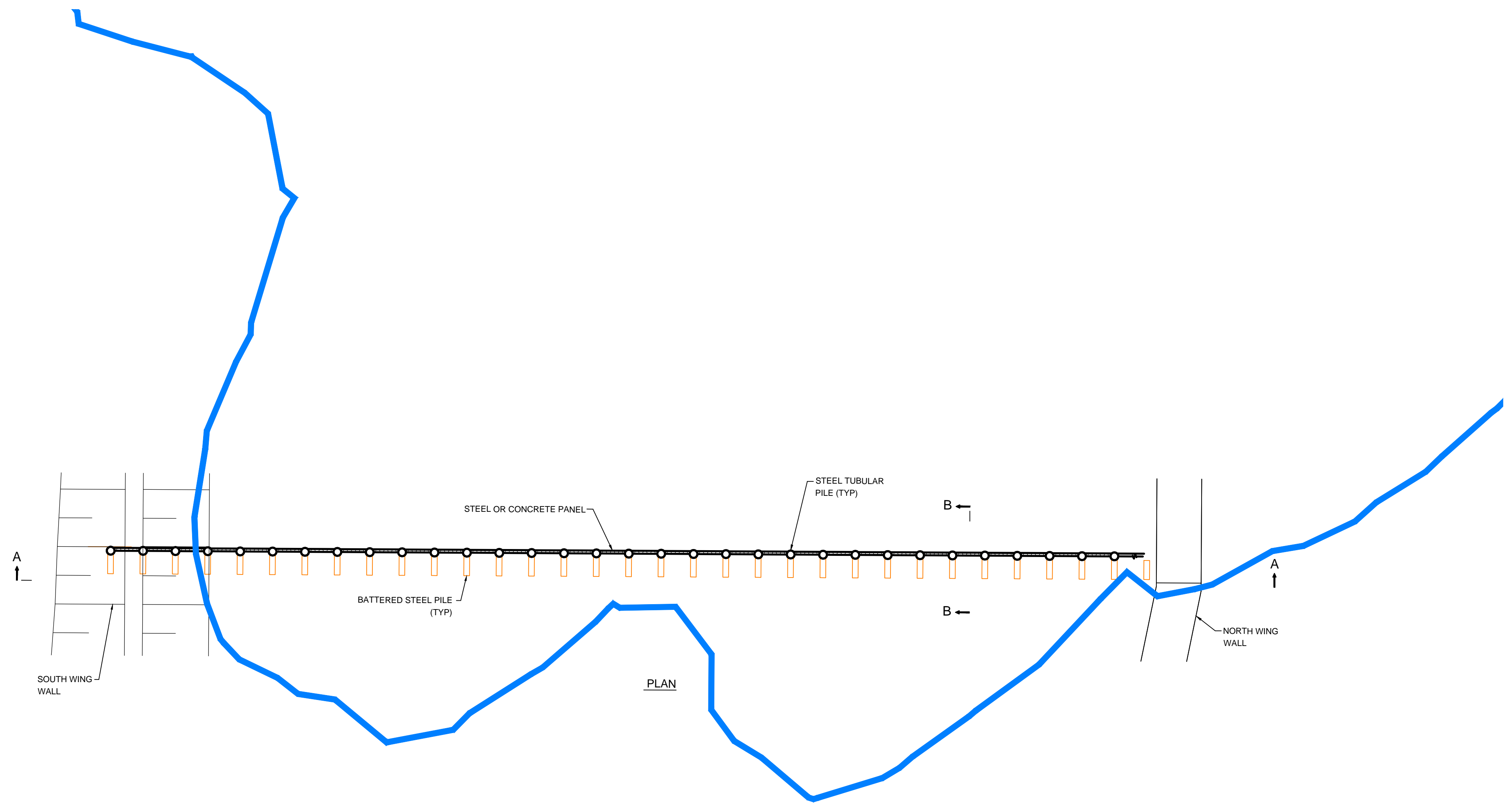

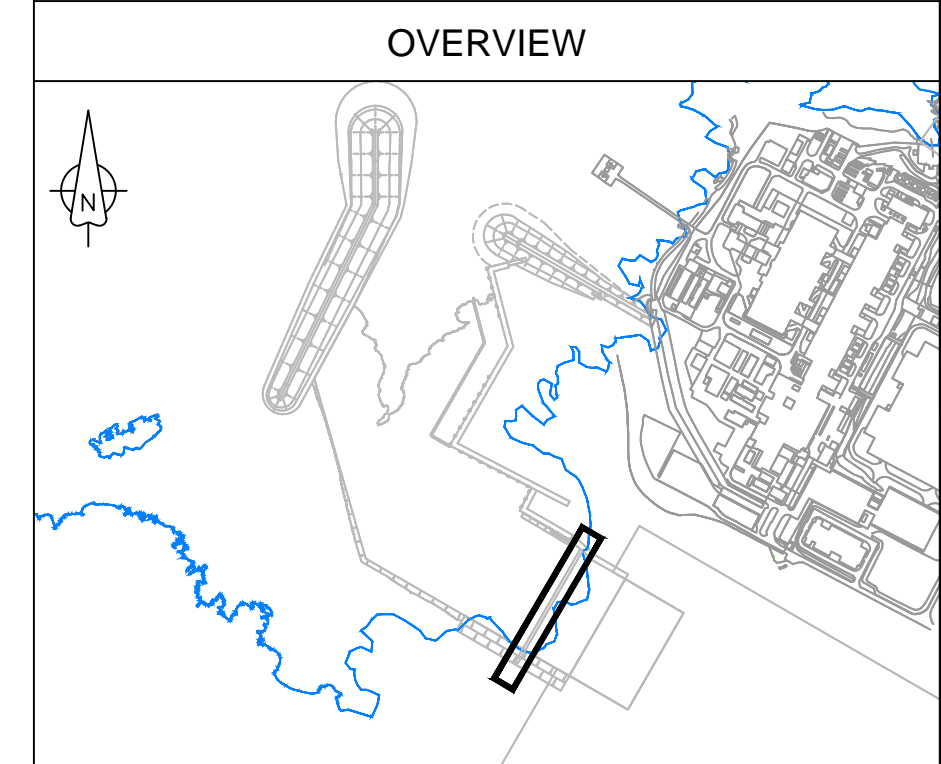


**GENERAL LEGEND**

	SEAWATER		REVETMENT SLOPE
	RECLAIMED GROUND		CONCRETE / STEEL
	BREAKWATER / ROCK		SEABED / GROUND
	GRAVEL		MEAN HIGH WATER SPRINGS
			CONSTRUCTION ENVELOPE

- NOTES**
- UNLESS OTHERWISE SPECIFIED, ALL DIMENSIONS ARE IN METERS.
  - UNLESS OTHERWISE SPECIFIED, ALL LEVELS ARE IN METERS RELATIVE TO ORDINANCE DATUM (AOD).
  - ELEMENT SIZES AND SPACING SHOWN ARE ILLUSTRATIVE AND WILL BE FINALIZED DURING DETAILED DESIGN.



2.0	MARCH 2018	MARINE LICENCE SUBMISSION	HNPWL	HNPWL	HNPWL
Rev	Rev. Date	Purpose of revision	Drawn	Checked	Approved

**HORIZON**  
**NUCLEAR POWER**  
 Sunrise House, 1420 Charlton Court, Gloucester Business Park, Gloucester, GL3 4AE, UK  
 Freephone: 0845 300 6816 Email: info@horizonnuclearpower.com

Project  
**WYLFA NEWYDD  
 MARINE LICENCE**

Drawing Title  
**COOLING WATER INTAKE  
 SKIMMER WALL  
 PLAN**

Security Status  
**NOT PROTECTIVELY MARKED**

Scale	1:500@A1	Sheet(s)	1 of 1
Drawing Number	WN0907-HZCON-LAP-DRG-00040	Rev	2.0

© Copyright Horizon Nuclear Power Wylfa Limited. Not to be reproduced (in full or part) without prior permission of Horizon Nuclear Power Wylfa Limited.

